



Figure 4: Bended handle left side



Figure 5: Bended handle right side and missing telescopic KBD/MS pad lock



Figure 6: Bended rack mount flange left side

Figure 8: Bended KBD/MS pad lock




Figure 9: Missing telescopic KBD/MS pad lock + dent




Figure 10: Bended rear frame & misalignment of PCI slots




Figure 11: Bended rear frame & misalignment of PCI slots




Figure 14: Misalignment of PCI slots



Figure 16: Broken safety earth connection




Figure 17: Disconnected COM1 & COM2 flat cable connectors




Figure 18: Disconnected COM1 & COM2 flat cable connectors



Figure 20: Misalignment of right internal top cover fixation




Figure 21: Damaged card slide fixation on processor board




Figure 23: Misalignment of HDRD board aside its card slide




Figure 24: Bended front panel left side




Figure 25: Illuminated stad-by LED

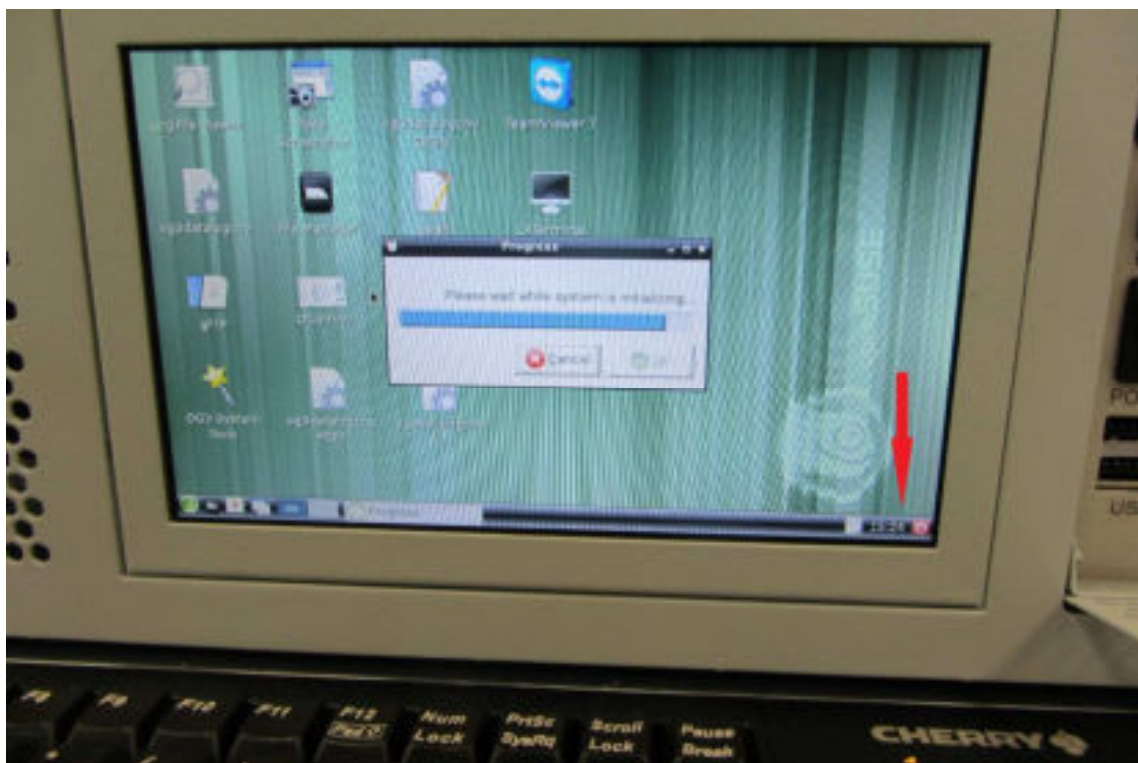


Figure 26: Booting process




Figure 27: Illuminated LEDs during booting

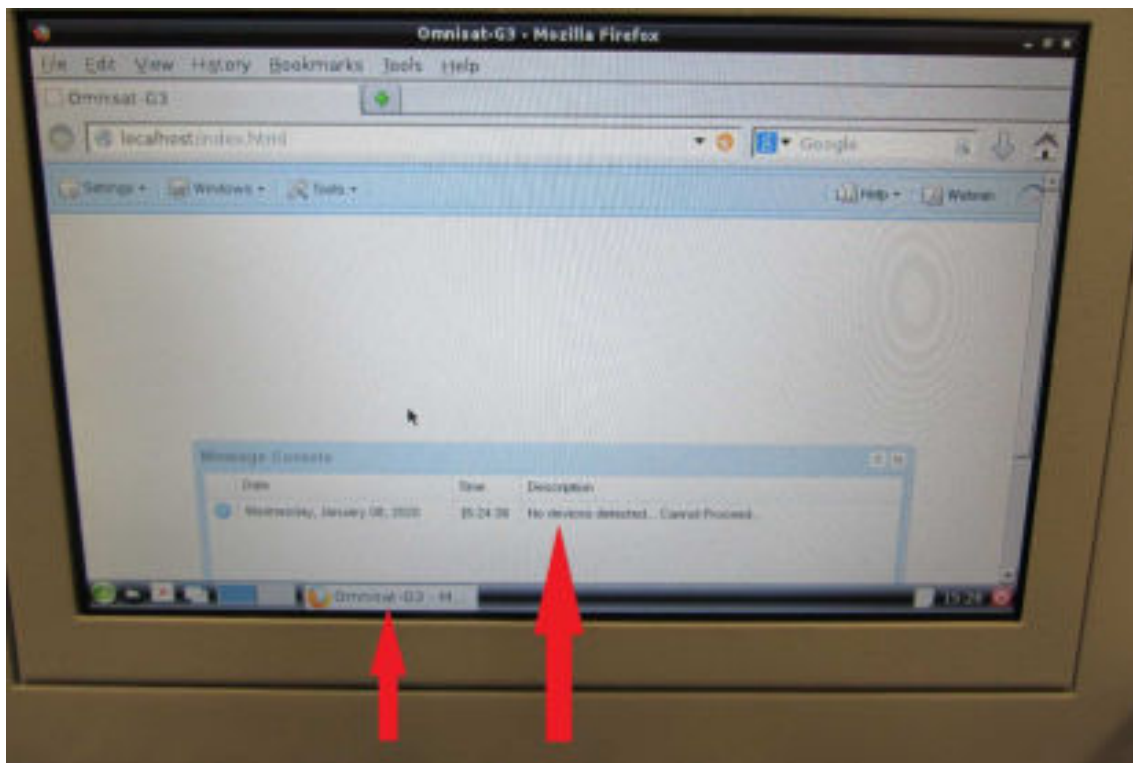


Figure 28: Error message after booting process